


Petrol and diesel driven pressure washers



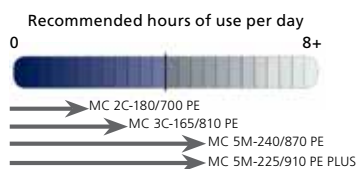
A range of petrol and diesel high pressure washers with high productivity

The range of petrol models are equipped with reliable Honda engines from 5 HP to 13 HP. Good performance, durability and sustainability are characteristics and trademark of Honda.

Futhermore, the range is equipped with a lightweight yet shock resistant aircraft aluminum frame. Shock resistant, it is ideal for tough environ-ments around building sites or

farms. Large wheels, lightweight, great maneuverability and ergonomic accessory package ensure that the cleaning tasks are done with the lowest level of stress and effort.

By reducing work strain, our petrol units work for you. Built for tough environments with high flexibility in use.



TECHNICAL SPECIFICATIONS

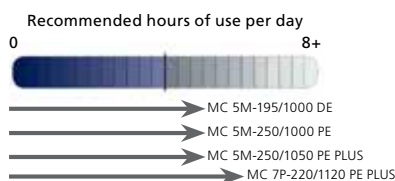
Description	MC 2C-180/700 PE	MC 3C-165/810 PE	MC 5M-240/870 PE	MC 5M-225/910 PE PLUS
Item no.	106174800	106174801	106174803	106174804
Pump pressure (bar/MPa)	180/18	165/16.5	240/24	225/22.5
Cleaning impact (kg/force)	3.5	3.9	5	5.1
Water flow Qmax/Qieq (l/h)	700/650	810/750	870/800	910/840
Pump (RPM)	3400	3490	3440	/1750
Max inlet temperature (°C)	60	60	60	60
Power source Petrol	Honda GC160	Honda GX200	Honda GX270	Honda GX270
Ceramic pistons	3	3	3	3
Dimensions LxWxH (mm)	762x546x603	762x546x603	1041x546x635	1067x686x660
Weight (kg)	22.7	27.2	45.4	40.8
Nozzle size	.0350	.0370	.0350	.0350
Motor rating plate (RPM)				3500/
Features:				
Petrol driven	•	•	•	•
Brass cylinder head	•	•	•	•
Pneumatic wheels	•	•	•	•
Belt drive				•
Low pressure detergent system	•	•	•	•
Water flow regulation				•
Thermal dump valve	•	•	•	•
Standard equipment:				
Ergo coupling kit	101119496	101119496	101119496	101119496
Gardena male 3/4 INCH	32541	32541	32541	32541
10 m Wire Hose DN6	301002275	301002275	301002275	301002275
Ergo 2000 Standard w. hose swivel	106403122	106403122	106403122	106403122
FlexoPower Plus 960 Bend w/o nozzle	106402282	106402282	106402282	106402282
Tornado Plus Nozzle	101119736	101119737	101119736	101119736

For tough use where you have no electric power

Petrol and diesel powered pressure washers offer the big advantage of being totally independent of usual electrical power sources – and even of normal water networks. They are being able to suck water from a tank, a river or a well, they represent an ideal solution for cleaning agricultural or construction material in the middle of a field or on a building site.

The Diesel model is equipped with a Yanmar 10 HP motor – also well known for the same benefits and including electric start function.

All motors have a low oil shut off security function and the motor-pumps can be fitted with an optional speeder control to reduce noise level when the machine is running idle.



TECHNICAL SPECIFICATIONS

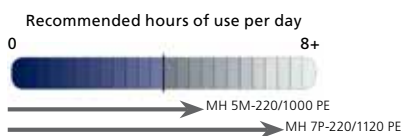
Description	MC 5M-195/1000 DE	MC 5M-250/1000 PE	MC 5M-250/1050 PE PLUS	MC 7P-220/1120 PE PLUS
Item no.	106174740	106174805	106174806	106174807
Pump pressure (bar/MPa)	195/19.5	250/25	250/25	220/22
Cleaning impact (kg/force)	5.4	5.9	6.4	6.1
Water flow Qmax/Qieq (l/h)	1000/950	1000/930	1050/1000	1120/1010
Pump (RPM)	1650	3400	/1750	/1700
Max inlet temperature (°C)	60	60	60	80
Power source diesel	YANMAR L100 DE			
Power source Petrol		Honda GX390	Honda GX390	Honda GX390
Ceramic pistons	3	3	3	4
Dimensions LxWxH (mm)	750x680x850	1041x646x635	1067x686x660	1067x686x660
Weight (kg)	110	45.4	68	88.3
Nozzle size	.0530	.0370	.0400	.0500
Motor rating plate (RPM)			3500/	3400/
Features:				
Petrol driven		•	•	•
Diesel driven	•			
Brass cylinder head	•	•	•	•
Pneumatic wheels		•	•	•
Belt drive			•	
Low pressure detergent system	•	•	•	•
Water flow regulation	•	•	•	•
Thermal dump valve	•	•	•	•
Standard equipment:				
Ergo coupling kit	101119496	101119496	101119496	101119496
Hose nozzle 20R3/4	61369	61369	61369	61369
10 m Hose	101405770 (DN8)	301002275 (DN6)	301002275 (DN6)	101405770 (DN8)
Ergo 2000 Standard w. hose swivel	106403122	106403122	106403122	106403122
Tornado Plus 1000 Bend w/o nozzle	106403011		106403011	106403011
FlexoPower Plus 960 Bend w/o nozzle		106402282		
Tornado Plus Nozzle	101119742	101119737	101119738	101119741

High performance and productivity - a comprehensive range

MH PE is a comprehensive range of petrol powered hot water models for professional use. Powered by a petrol motor and able to draw water from a tank, river or well, totally independent of electrical power and normal water sources.

Ideal for fully autonomous use in the construction or agriculture, industrial segments or by contract cleaners.

Easy to use control panel. Versions with high flow or high pressure.



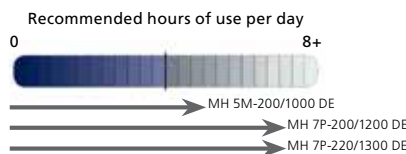
TECHNICAL SPECIFICATIONS

Description	MH 5M-220/1000 PE	MH 7P-220/1120 PE
Item no.	106239515	106239530
Pump pressure (bar/MPa)	220/22	220/22
Cleaning impact (kg/force)	5.4	6.1
Water flow Qmax/Qiec (l/h)	1000/900	1120/1010
Pump (RPM)	1700	1750
Max inlet temperature (°C)	40	40
Water temperature (water/steam) (°C)	90/150	90/150
Power source Petrol	•	•
Power consumption (kW)	13 HP / 9.6 kW	13 HP / 9.6 kW
Fuel consumption $\Delta T=45^{\circ}\text{C}$ (kg/h)	4.7	5.6
Fuel consumption, motor (l/h)	3.5	3.5
Fuel tank (l)	Boiler 57/Motor 6.1	Boiler 57/Motor 6.1
Ceramic pistons	3	4
Dimensions LxWxH (mm)	970x780x1000	970x780x1000
Weight (kg)	208	210
Suction height dry (m)	1.5	1.5
Sound power level, Re Directive 2000/14/EU (LwA)	105	105
Nozzle size	.0450	.0500
Features:		
EcoPower boiler-high efficiency	•	•
Pump oil warning system	•	•
Service indicator	•	•
Electrical starting system	•	•
Flame sensor	•	•
Exhaust gas temperature sensor	•	•
Standard equipment:		
Ergo coupling kit	101119496	101119496
Hose nozzle 20R3/4	61369	61369
15 m Hose DN8	301001100	301001100
Ergo 2000 Standard w. hose swivel	106403122	106403122
Tornado Plus 1120 Bend w/o nozzle	106403010	106403010
Tornado Plus Nozzle	101119740	101119741

Totally independent of electrical power and normal water sources

MH DE is a comprehensive range of diesel powered hot water models for professional use. Powered by a diesel driven motor and able to draw water from a tank, river or well, totally independent of electrical power and normal water sources. Ideal for all cleaning jobs in construction or agriculture.

Easy oil drain from motor and pumps combined with low pump oil safety protects pump against running dry, keeping service costs low.



TECHNICAL SPECIFICATIONS

Description	MH 5M-200/1000 DE	MH 7P-200/1200 DE	MH 7P-220/1300 DE
Item no.	106239610	106239630	106239635
Pump pressure (bar/MPa)	200/20	200/20	220/22
Cleaning impact (kg/force)	5.1	6.6	7.2
Water flow Qmax/Qiec (l/h)	1000/900	1200/1150	1300/1200
Pump (RPM)	1485	1750	1630
Max inlet temperature (°C)	40	40	40
Water temperature (water/steam) (°C)	90/150	90/150	90/150
Power source diesel	•	•	•
Power consumption (kW)	10 HP / 7.3 kW	16 HP / 11.7 kW	16 HP / 11.7 kW
Fuel consumption $\Delta T=45^{\circ}\text{C}$ (kg/h)	4.7	6.5	6.8
Fuel consumption, motor (l/h)	2.2	3.5	3.5
Fuel tank (l)	Boiler 57/Motor 2.2	Boiler/motor 57	Boiler/motor 57
Ceramic pistons	3	4	4
Dimensions LxWxH (mm)	970x780x1000	1130x910x1050	1130x910x1050
Weight (kg)	220	315	510
Suction height dry (m)	1.5		
Sound power level, Re Directive 2000/14/EU (LwA)	110	112	99
Nozzle size	.0450	.0650	.0640
Features:			
EcoPower boiler-high efficiency	•	•	•
Pump oil warning system	•	•	•
Service indicator	•	•	•
Electrical starting system	•	•	•
Thermal dump valve	•		
Flame sensor	•	•	•
Exhaust gas temperature sensor	•	•	•
Standard equipment:			
Ergo coupling kit	101119496	101119496	101119496
Hose nozzle 20R3/4	61369	61369	61369
15 m Hose	301001100 (DN8)	301002275 (DN6)	301002275 (DN6)
Ergo 2000 Standard w. hose swivel	106403122	106403122	106403122
Tornado Plus 1120 Bend w/o nozzle	106403010	106403010	106403010
Tornado Plus Nozzle	101119740	101119746	101119745

Nilfisk is not only well known for efficient and innovative electrical powered pressure washers. The Nilfisk offering is also completed by a wide range of petrol and diesel driven units – both hot and cold water.

The independence of petrol and diesel powered motors from any electrical source is combined with typical Nilfisk robustness and durability in order to provide long lasting and efficient cleaning solutions for a wide range of applications.

The big advantage of being totally independent of usual electrical power sources – and even of normal water networks - offers a great flexibility of use. Being powered by a petrol or diesel run motor, and being able to suck water from a tank, a river or a well, they represent an ideal solution for cleaning agricultural or construction material in the middle of a field or on a building site.

MC PE / DE – Key selling points

- Chemical injector low pressure
- Robust aircraft aluminium frame
- Thermal dump valve to secure against damage to pump due to pump running with spray gun closed
- Belt driven variants where slow running pumps are demanded
- Robust design with tough frame, big pneumatic wheels, easy to drop off a truck and will still work
- Low down time with quick coupling concept. Tornado nozzle gives optimal cleaning jet profile for more efficient washing. Higher pressure levels than on old models for tough tasks in building and construction
- Ease of use - easy to lift and transport
- Reduced lifetime cost as new range focuses on pressure rather than flow which is ideal for applications in construction. Will cut cleaning time and water consumption.

The range covers motor sizes from 5 to 24 HP depending on the models! Performance spans from 150 to 250 bar and from 620 to 1450 l/h – that means bad news for even the most incrustated dirt!

All MH PE and DE models are equipped with the innovative and efficient EcoPower boiler system, already well known from the electrical powered range. The boiler ensures efficiency rates > 92% which mean reduced fuel consumption and lower fuel costs. At the same time, the high boiler power ensures quick heating of the water to highest temperatures.

MH PE / DE – Key selling points

- Powerful heating system
- Full ceramic piston pump
- Easy access to el box
- Double lance holder
- Lifting by forklift truck
- Hour counter
- Robust steel chassis and frame
- EcoPower boiler with > 92% efficiency
- Ergo accessory concept
- Anti-calc/water brake tank as option
- Optional wheel kit
- Electrical starting system for easy start-up with no strain
- Slow running pump
- Low pump oil safety
- Flame sensor and exhaust gas temperature
- High pump temperature cut
- Thermal dump valve on



Optimal performance and robustness
- totally independent of electricity

Increase the productivity of your pressure washer


Optimize your pressure washer to your specific cleaning task with our various accessories and attachments. Many cleaning applications can be solved quicker and easier with the right accessory. Certain special lances are

designed to solving specific cleaning tasks – for example, reaching into high or hard-to-access places. Equipment and surfaces get damaged or need renewing, graffiti, rust or just old paint needs removing.



Simple Short Lance & Short Double Lance

These lances allow you to control the water flow and pressure when working close to the dirt.



Long reach lance

The Long Reach Lance is a special lance that projects a concentrated water stream to up to 2-3 meters from the nozzle.



Armex Softblasting

The Armex Softblasting kit makes it easy to remove paint, such as graffiti, without damaging the surface. It can also be applied when cleaning smoke damage or other dirt before repainting walls. is ideal for removing graffiti or rust from glass, metal or concrete and the renovation of more delicate surfaces - Ecological.



Hose Reel - MC PE

Ease of storage for your high pressure hose and protection against damage. For 15 m DN8 hose, or 20 m DN6 hose. Incl. 0.7 m connection hose.



Sand Filter

An additional sand filter is a must in construction and agriculture to protect the pump against damage from sand and dirt particles. The Sand Filters are an essential piece of equipment to protect the pump from sand and dirt in the water. Sand Filters are a must when cleaning in sectors like construction and agriculture.



PowerSpeed Vario Plus lance

The Powerspeed Plus lance offers multiple benefits and effects. The rotary jet increases cleaning performance over larger surfaces. The pressure adjustment ensures that you can clean with high pressure but also rinse and apply detergent with one lance



Drain cleaning kit

Unblocking drains, toilets and pipes is childs' play with our easy to use drain cleaning kits



Sandblasting

The Softblasting Kit is ideal for removing graffiti or rust from wood, glass, metal or concrete and the renovation of more delicate surfaces or rusted surfaces - Ecological.



Water suction kit

The Water Suction Kit is ideal for emptying flooded basements, tanks or pools. It can extract up to 20 mm, sludge, dirt, sand, stones, algae and others.

Independency, flexibility and power =
Non-electric driven high pressure washers

